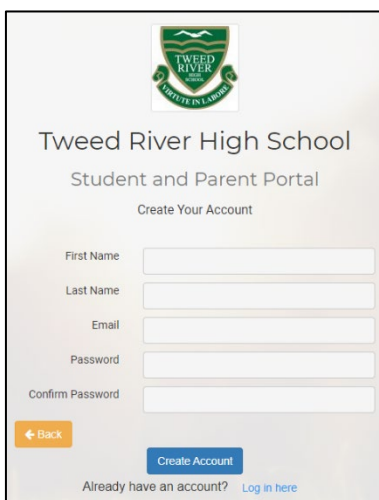


Sentral Parent Portal

The following guide will assist parents in registering an account with Sentral.

1. Parents should have received an email from the school. This email contains a **registration URL** and **personal access key**. Follow the link in your email and complete the registration process. The link is also below if required:

<https://tweedriver-h.sentral.com.au/portal2/#!/register>

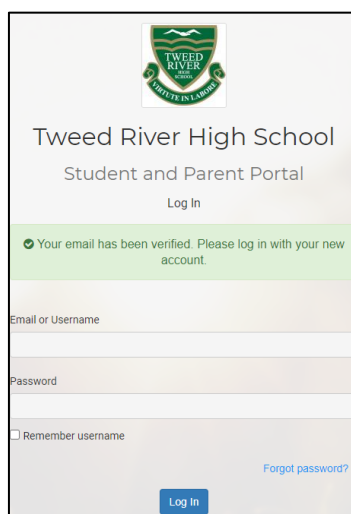


The screenshot shows the registration page for the Tweed River High School Student and Parent Portal. At the top is the school's crest. Below it, the text reads "Tweed River High School Student and Parent Portal" and "Create Your Account". There are five input fields: "First Name", "Last Name", "Email", "Password", and "Confirm Password". Below the fields are two buttons: an orange "Back" button with a left arrow and a blue "Create Account" button. At the bottom, there is a link: "Already have an account? [Log in here](#)".

2. You will receive a verification email to your nominated email address. Click on the verify button to verify your account. Parents are now able to log in.

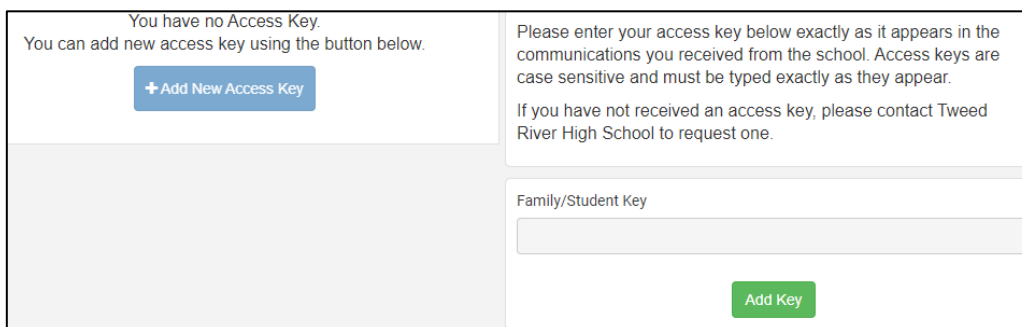
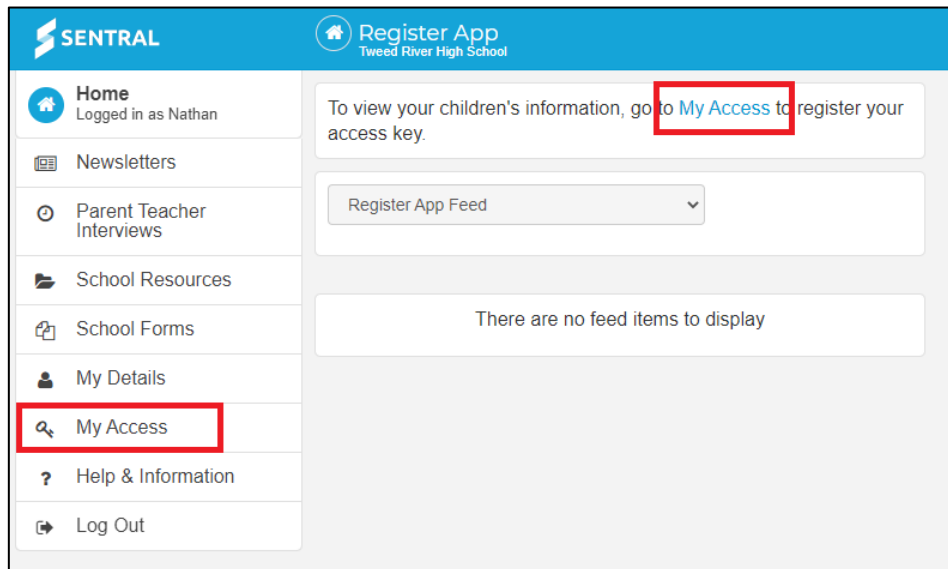
Note: The Student and Parent portal can be accessed via the following URL:

<https://tweedriver-h.sentral.com.au/portal2/#!/login>



The screenshot shows the login page for the Tweed River High School Student and Parent Portal. At the top is the school's crest. Below it, the text reads "Tweed River High School Student and Parent Portal" and "Log In". A green notification banner states: "✔ Your email has been verified. Please log in with your new account." Below this are three input fields: "Email or Username", "Password", and a checkbox for "Remember username". There is a blue "Log In" button at the bottom. A link "Forgot password?" is located to the right of the "Remember username" checkbox.

3. The first time a parent logs into the website they will need to enter their family key that was **included in the initial email**. The family key is used to map your children to your account. Click on the my access button to enter the family key.



4. Parents will now have the ability to fully browse the Parent portal.

If you are experiencing any issues completing any part of the process, please contact the school via email at tweedriver-h.school@det.nsw.edu.au and our IT team will provide assistance in resolving any issues.

Note: Please see the next page for instructions on installing the SENTRYAL Parent Portal App.

Sentral Parent Portal App

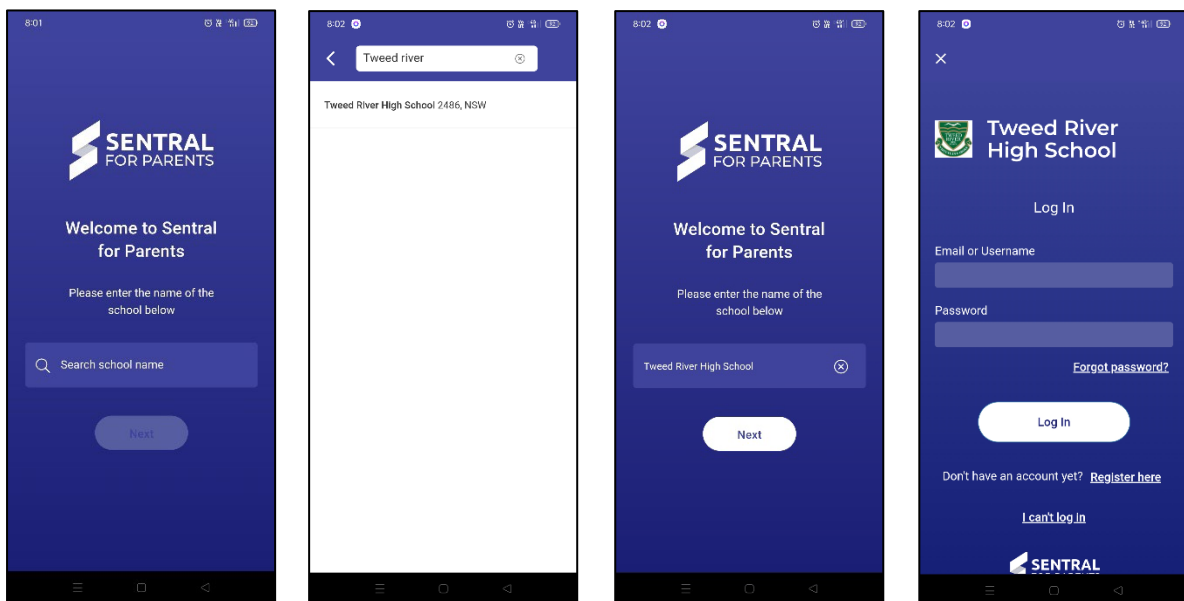
Tweed River High School is also beginning to use the Sentral Parent Portal App. The app is available from both the Apple App Store for Apple devices and the Google Play Store for Android devices.

Search for **“Sentral for Parents”** to find the app and install.

Note: If you are a new user please do not attempt this section of the document until you have completed the Parent Portal registration above.

Note: When opening the app you should be prompted to enable push notifications. We recommend that you turn this on as it will enable you to receive dynamic notifications from the school. This process will differ depending on your device.

1. When opening the app you will be prompted to search for the school. Please type in Tweed River High School and select the school from the list. Click Next to continue.



2. Enter the **same username and password** you used to register with the parent portal originally and select log in.